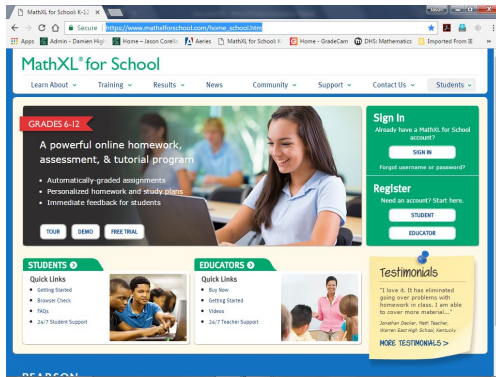


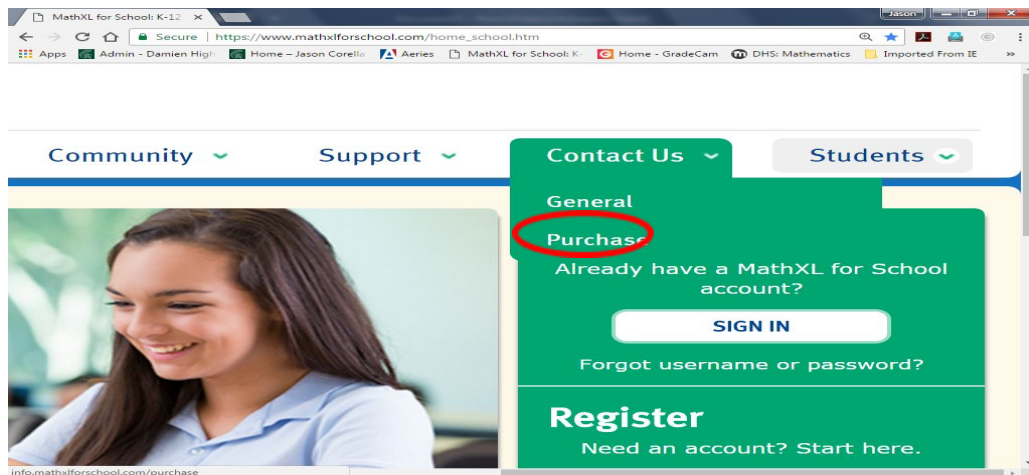
# How to sign up for Math XL for school

First make sure you are on the correct site. The link is below you can copy and paste the link to you browser bar. If you are on the correct site it should like the picture below and say **MathXL for school**.

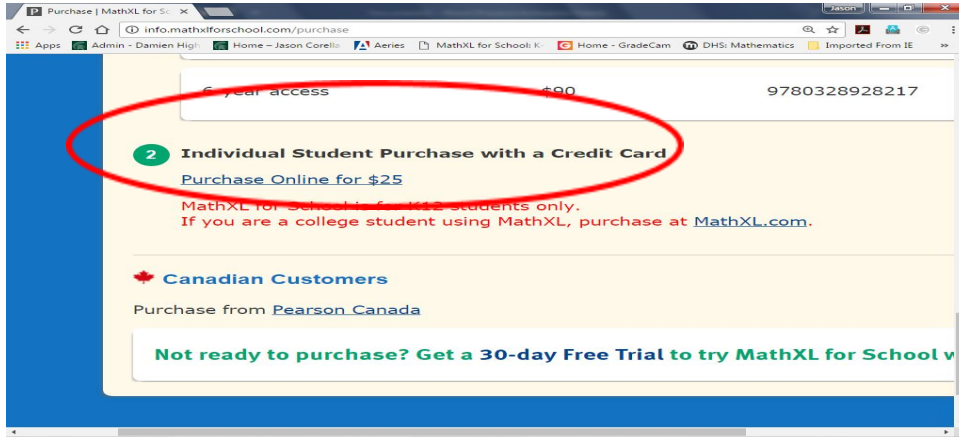
Link: [https://www.mathxlforschool.com/home\\_school.htm](https://www.mathxlforschool.com/home_school.htm)



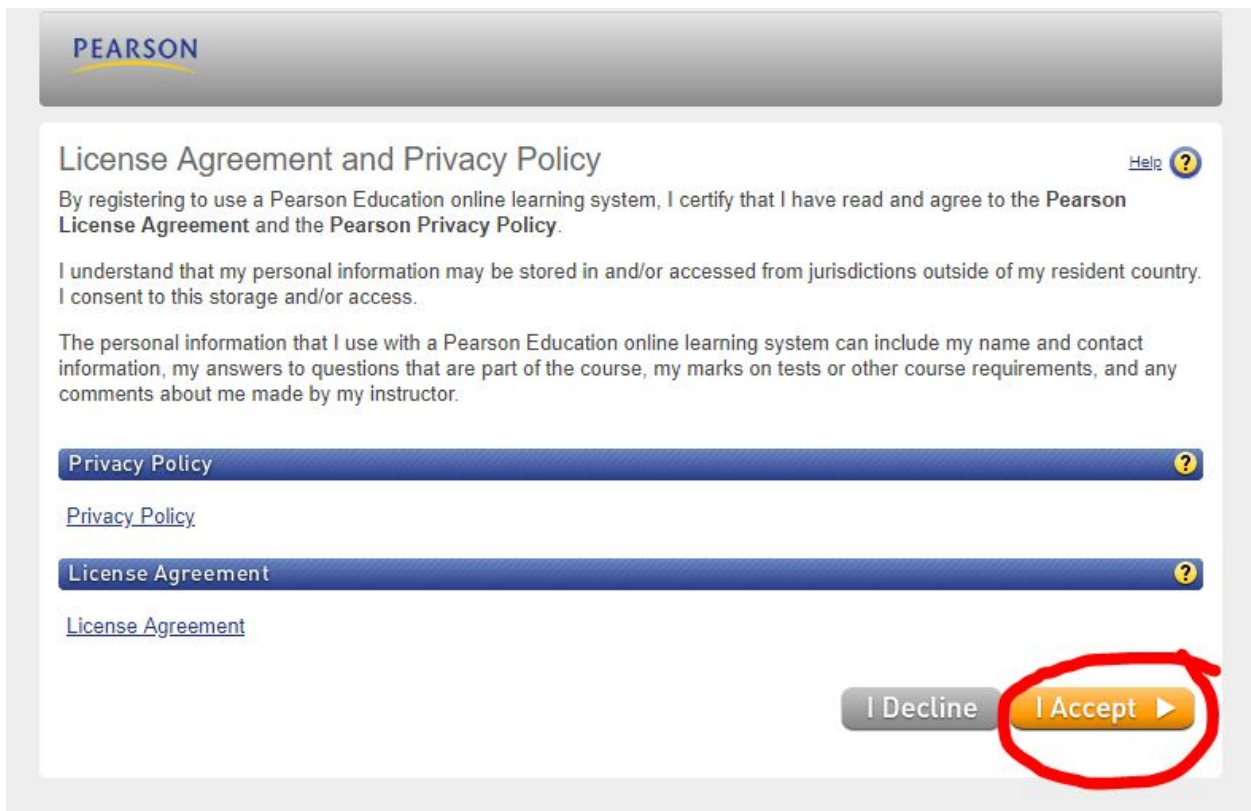
Once you are here, please go to the top tab that says “CONTACT US” and click on the link to purchase.



Once you go to the purchase page scroll to the bottom where it says “Individual Student Purchase With a Credit Card. The click on the blue words to “Purchase online for \$25.”



The next screen is the terms, you should click ACCEPT.



The next screen will ask if you have an account, username. If this is your **first time** purchasing MathXL you will select no and create a username and password. If you have a username select yes and enter your user name.

The screenshot shows the 'Steps to Register' process on the Pearson website. The current step is 'Product Selection', which is highlighted with a yellow circle. Other steps include 'Account Information', 'Payment Information', and 'Confirmation & Summary'. The 'Product Selection' section displays the 'Purchase Price' for 'MathXL for School Student Access' at \$25.00 USD. Below this, there is a question: 'Do you have a Pearson Education account?' with radio button options for 'Yes' and 'No'. A link for 'Not sure if you have an account?' is also present. At the bottom right, there are 'Cancel' and 'Next' buttons. The 'Next' button is highlighted in orange. In the top right corner of the form area, there are links for 'Fields are required', 'Video Tutorial', 'Help', and a question mark icon.

Then follow the directions to purchase the subscription desired.

When it asks for the classroom code, please enter the correct one for the course you are planning to take